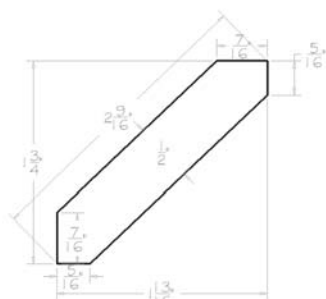


## PRODUCT SPECIFICATIONS

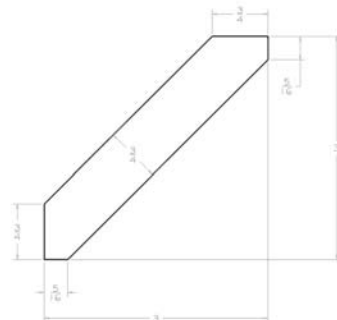
### Crown Moulding - 1 3/4"H Angled Crown Moulding



Model	Description	Width	Height	Depth
ACM8	Dimension	96	1 3/4	1 13/16

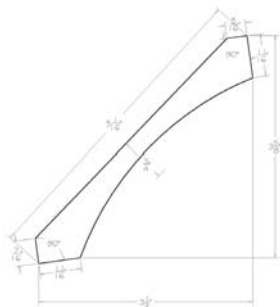
- Not available in Casselberry or York Styles

### Crown Moulding - 3"H Angled Crown Moulding



Model	Description	Width	Height	Depth
LACM8	Dimension	96	3	3

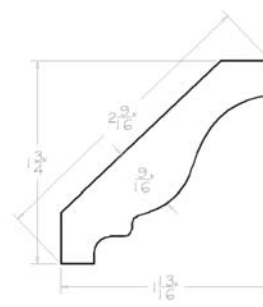
### Crown Moulding - Cove Moulding



Model	Description	Width	Height	Depth
COV	Dimension	96	3 5/8	3 1/2

- Not available in Casselberry Styles

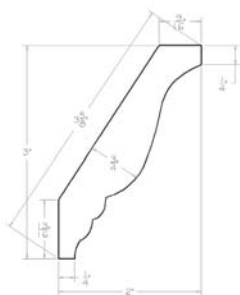
### Crown Moulding - Classic Crown Moulding



Model	Description	Width	Height	Depth
CM8	Dimension	96	1 3/4	1 13/16

- Not available in Shaker or Torrance Styles

### Crown Moulding - Decorative Crown Moulding



Model	Description	Width	Height	Depth
DCM	Dimension	96	3	2

### Crown Moulding - Inset Crown Moulding

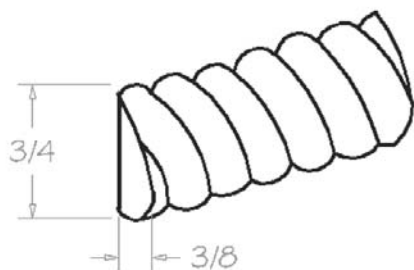


Model	Description	Width	Height	Depth
ICM	Dimension	96	3 5/16	2 1/2

- Not available in Shaker or Torrance Styles

## PRODUCT SPECIFICATIONS

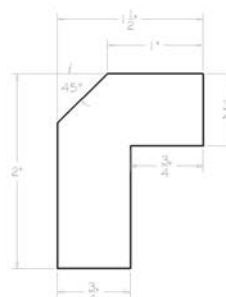
### Mouldings - Rope Moulding



Model	Description	Width	Height	Depth
ROPE	Dimension	96	3/4	3/8

- Not available in Shaker or Torrance Styles

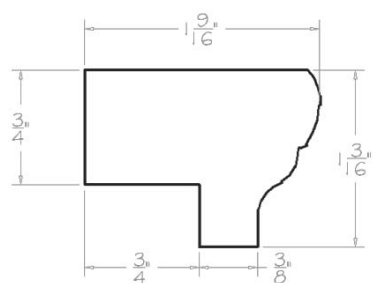
### Mouldings - Angled Light Rail Moulding



Model	Description	Width	Height	Depth
ALRM	Dimension	96	1 1/2	2

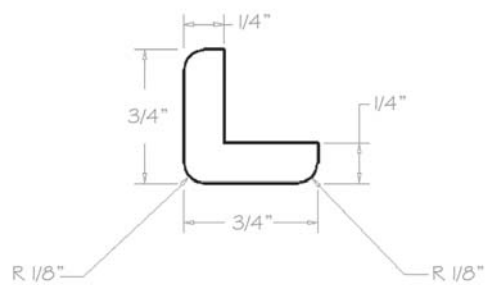
- Not available in Casselberry or York Styles

### Mouldings - Light Rail Moulding



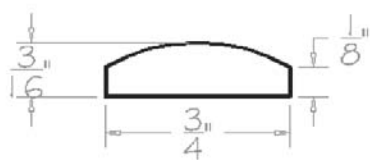
Model	Description	Width	Height	Depth
LRM	Dimension	96	1 3/16	1 9/16

### Mouldings - Outside Corner Moulding



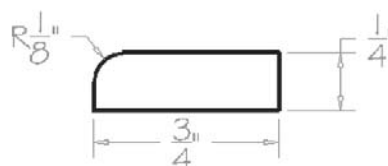
Model	Description	Width	Height	Depth
OCM	Dimension	96	3/4	3/4

### Mouldings - Batten Moulding



Model	Description	Width	Height	Depth
BAM	Dimension	96	3/4	3/16

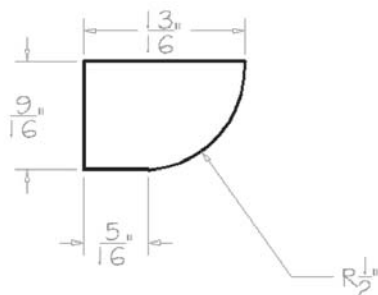
### Mouldings - Scribe Moulding



Model	Description	Width	Height	Depth
SCR	Dimension	96	3/4	1/4

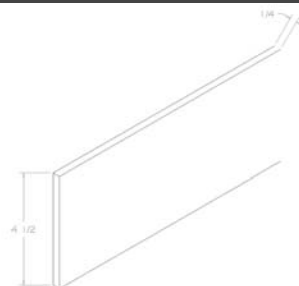
## PRODUCT SPECIFICATIONS

### Mouldings - Shoe Moulding



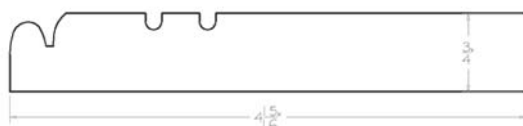
Model	Description	Width	Height	Depth
SHM	Dimension	96	3/4	1/2

### Mouldings - Toe Kick Cover



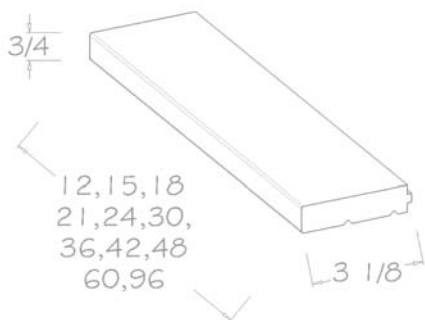
Model	Description	Width	Height	Depth
TKC	Dimension	96	4 1/2	1/4

### Mouldings - Furniture Base Moulding



Model	Description	Width	Height	Depth
FBM	Dimension	96	4 5/16	3/4

### Toe Kick Apron Support

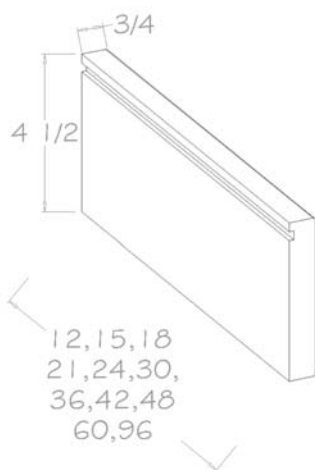


- Finished on all sides and edges
- Required for use with Toe Kick Apron Mouldings & Bun Feet

Model	Description	Width	Height	Depth
TAS12	Dimension	12	3/4	3 1/8
TAS15	Dimension	15	3/4	3 1/8
TAS18	Dimension	18	3/4	3 1/8
TAS21	Dimension	21	3/4	3 1/8
TAS24	Dimension	24	3/4	3 1/8
TAS30	Dimension	30	3/4	3 1/8
TAS36	Dimension	36	3/4	3 1/8
TAS42	Dimension	42	3/4	3 1/8
TAS48	Dimension	48	3/4	3 1/8
TAS60	Dimension	60	3/4	3 1/8
TAS96	Dimension	96	3/4	3 1/8

## PRODUCT SPECIFICATIONS

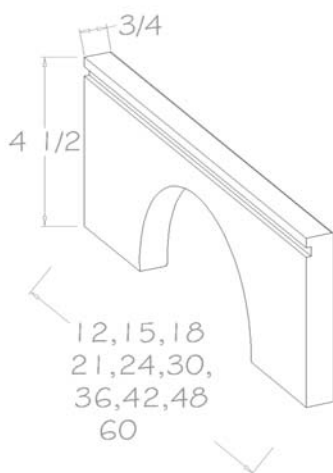
### Toe Kick Apron Moulding



Model	Description	Width	Height	Depth
TAM12	Dimension	12	4½	¾
TAM15	Dimension	15	4½	¾
TAM18	Dimension	18	4½	¾
TAM21	Dimension	21	4½	¾
TAM24	Dimension	24	4½	¾
TAM30	Dimension	30	4½	¾
TAM36	Dimension	36	4½	¾
TAM42	Dimension	42	4½	¾
TAM48	Dimension	48	4½	¾
TAM60	Dimension	60	4½	¾
TAM96	Dimension	96	4½	¾

- Finished on all sides and edges
- Must be used with Toe Kick Apron Support (TAS)

### Toe Kick Arched Apron Moulding



Model	Description	Width	Height	Depth
TAA12	Dimension	12	4½	¾
TAA15	Dimension	15	4½	¾
TAA18	Dimension	18	4½	¾
TAA21	Dimension	21	4½	¾
TAA24	Dimension	24	4½	¾
TAA30	Dimension	30	4½	¾
TAA36	Dimension	36	4½	¾
TAA42	Dimension	42	4½	¾
TAA48	Dimension	48	4½	¾
TAA60	Dimension	60	4½	¾

- Finished on all sides and edges
- Must be used with Toe Kick Apron Support (TAS)
- Trimmable up to 1½" on each side