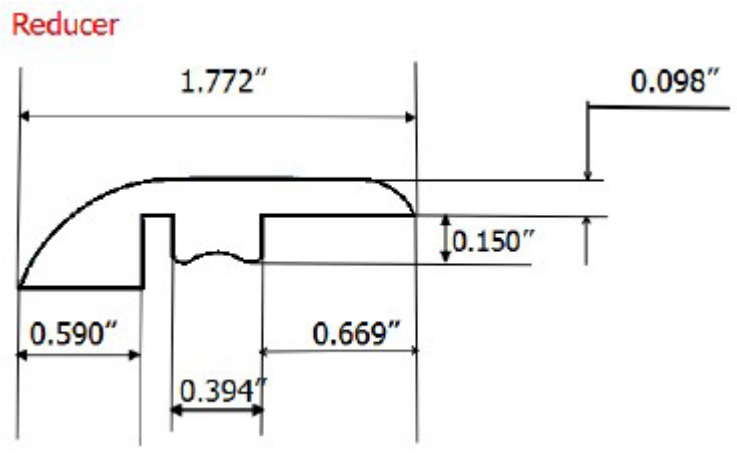




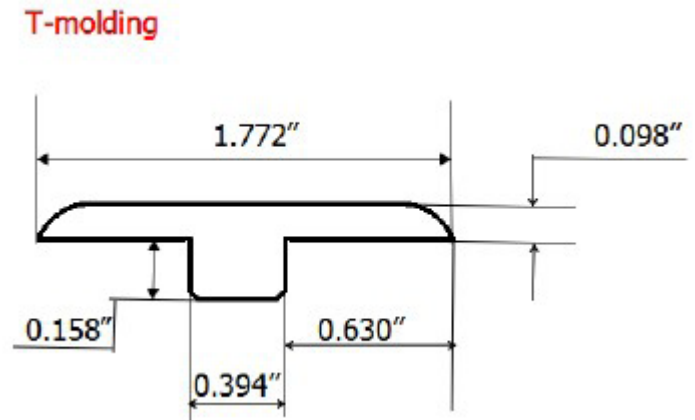
Reducer



Tips: The Reducer molding is the solution in locations where flooring of different heights meet together and a gentle slope is needed to bridge the two surfaces. 100% Waterproof PVC construction.



T-molding

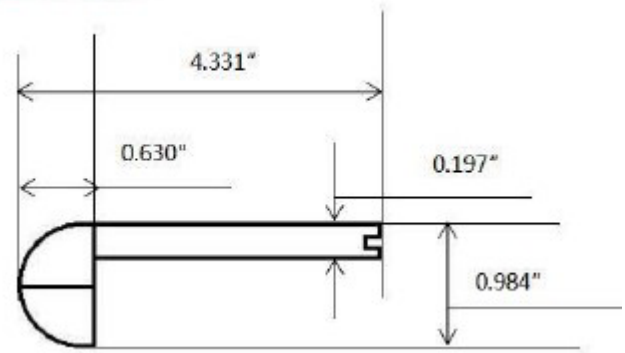


Tips: This molding serves to cover the expansion gaps needed in a floating floor installation by bridging the space between two even surfaces. The low profile height and width bring a polished look to the job. They are highly wear resistant and 100% waterproof.



Stair Nose

Flush Stair Nose:



Tips: This Stair Nose molding is 100% waterproof, may be installed in either an overlay or flush mounted manner. This versatile finished edge molding provides a solution for most staircase applications. The surface coating is made from reinforced Polyurethane so the stairs continue to be eye catching for years to come.

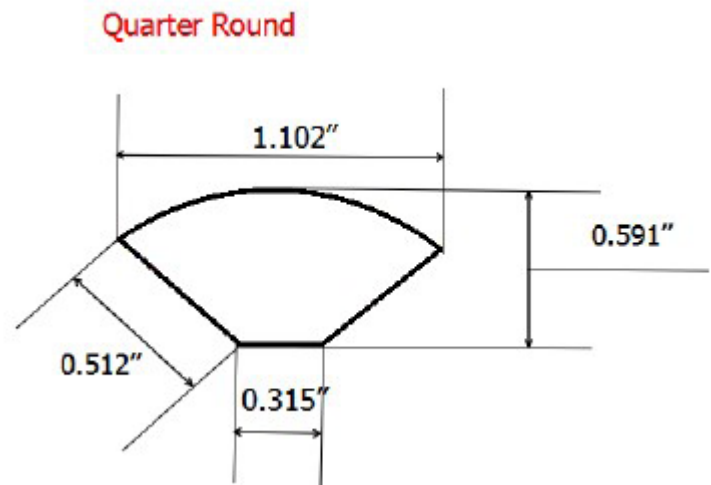


Solid Stair Tread (Only available for AR collection)



Tips: Solid Stair Tread is an innovative all-in-one stair tread and nose, it is produced from full big sheet without padding, utilized in an very friendly installation, finishing your stair as a real seamless full step, and providing a perfect match to the source flooring material. This type of Solid Stair Tread is only available for AR collection because of production process limitations.

Quarter Round



Tips: Each piece of quarter round will end at either a joint, a corner, or a door jamb. Quarter round will always be cut at an angle, usually 45 degrees. Line up the longer piece of quarter round up against the wall where it will go. Spin your end cap so that the flat cut is up against the wall, the angle cut is against the other piece of quarter round, and the finished side is visible.

