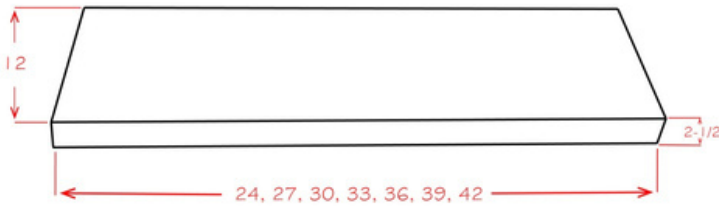




Introducing the newest addition to our Dropship Accessory Program, **Floating Shelves!** These new floating shelves will differ from our stocked options. Offering a larger variety of widths, a 2-1/2" thickness, and deeper plane, these made-to-order floating shelves will work with any design.

Availability & Specifications



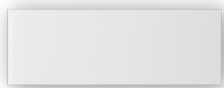
Pictured: Unfinished (Raw) 24" Floating Shelf

SKU	WIDTH	THICKNESS	DEPTH
2412	24"	2-1/2"	12"
2712	27"	2-1/2"	12"
3012	30"	2-1/2"	12"
3312	33"	2-1/2"	12"
3612	36"	2-1/2"	12"
3912	39"	2-1/2"	12"
4212	42"	2-1/2"	12"

Finishes

Our drop shipped Floating Shelves are available in any one of our framed Traditional Prime Series paints and stains to match your cabinets seamlessly. In addition to our standard finishes, the floating shelves are available in an exclusive Shadow Black paint or Unfinished (Raw) for in-filed color customization.


Painted (FSP)



White



Antique White



Dusk




Gray




Shadow Black

Stained (FSS)




Charcoal Gray



Sable

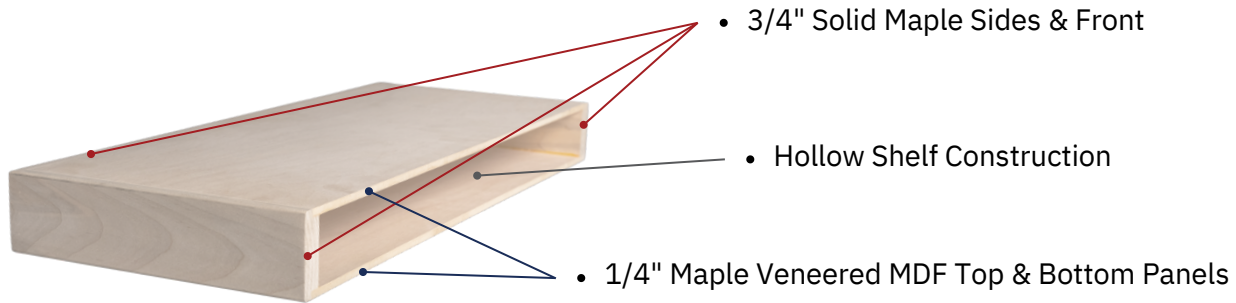
Unfinished (FSR)



Unfinished (Raw)



Construction Specifications



- 3/4" Thick Plywood Framed Installation Bracket



Frequently Asked Questions

What is the weight capacity?

Each width shelf has been stress tested for up to 35lbs.

Are these shelves trimmable?

No. Due to the overall construction of the shelf and the framed installation bracket, we do not recommend trimming these floating shelves.

Will these install flush with the cabinets?

Because the shelf is 12"D, it will come flush with the face frame of our standard 12"D wall cabinets. To ensure there is no space between the shelf and the side panels of the cabinet (if installing directly next to the cabinet) you will want to install a 1/4" WSV panel to "close the gap" between the cabinet and the shelf.

What is the lead time for these shelves?

These made-to-order shelves are drop shipped within 10 business days.