



CABINETCORP™

*Sophisticated closets and cabinetry*

## DESIGNER QUALITY CABINETS & CLOSET SOLUTIONS WITHOUT THE DESIGNER PRICE TAG

With more than 30 years of experience, CabinetCorp is the proven industry leader in the manufacture of premium closet systems and kitchen and bathroom cabinets at below-market pricing.



*We transform homes to dream homes.*




# CABINETS

## OUR BEST-SELLING STYLES




Cambridge Antique White




Cambridge Sable




Yorkshire Antique White




Tacoma Dusk




Tacoma White



Shaker Gray



Shaker Dusk




Shaker Antique White



Shaker White



Shaker Charcoal Gray




Palena Gloss White




Reef Coral Shell




Reef Ocean Sand



Tempo White Prairie



Tempo Dark Wilderness



Temp Grey Wilderness

# CAMBRIDGE ANTIQUE WHITE

A perfect neutral that works well in a variety of kitchen or bath sizes and spaces.

*Limited  
Lifetime  
Warranty*

- UV Coated Natural Interior
- 1/2" Plywood Box with Painted Exterior
- Full Overlay Doors and Drawers
- Solid Birch Frame with Wood Veneer Center Panel
- Glue & Staple or Metal Clip Assembly
- Under Mount Full Extension Soft Close Drawer Glides
- Concealed European Style Hinges with Soft Close Feature
- Glass Door Frame Option Available!



## CAMBRIDGE SABLE

Traditional medium brown tones offer timeless sensibility.

*Limited  
Lifetime  
Warranty*

- UV Coated Natural Interior
- 1/2" Plywood Box with Stained Exterior
- Full Overlay Doors and Drawers
- Solid Birch Frame with Solid Birch Center Panel
- Glue & Staple or Metal Clip Assembly
- Under Mount Full Extension Soft Close Drawer Glides
- Concealed European Style Hinges with Soft Close Feature
- Glass Door Frame Option Available!



## YORKSHIRE ANTIQUE WHITE

Yorkshire feel with a little extra, subtle glaze adds to the character of this neutral transitional door.

*Limited  
Lifetime  
Warranty*

- UV Coated Natural Interior
- 1/2" Plywood Box with Painted Exterior
- Full Overlay Doors and Drawers
- Solid Birch Frame with Wood Veneer Center Panel
- Glue & Staple or Metal Clip Assembly
- Under Mount Full Extension Soft Close Drawer Glides
- Concealed European Style Hinges with Soft Close Feature
- Glass Door Frame Option Available!



# TACOMA DUSK

An off-white traditional door with sharp clean lines that will add warmth to any room.

*Limited  
Lifetime  
Warranty*

- UV Coated Natural Interior
- 1/2" Plywood Box with Painted Exterior
- Full Overlay Doors and Drawers
- Solid HDF Frame & Center Panel
- Glue & Staple or Metal Clip Assembly
- Under Mount Full Extension Soft Close Drawer Glides
- Concealed European Style Hinges with Soft Close Feature
- Glass Door Frame Option Available!



## TACOMA WHITE

A white traditional door with sharp clean lines that will define any room.

*Limited  
Lifetime  
Warranty*

- UV Coated Natural Interior
- 1/2" Plywood Box with Painted Exterior
- Full Overlay Doors and Drawers
- Solid HDF Frame and Wood Veneer Center Panel
- Glue & Staple or Metal Clip Assembly
- Under Mount Full Extension Soft Close Drawer Glides
- Concealed European Style Hinges with Soft Close Feature
- Glass Door Frame Option Available!





## SHAKER GRAY

The new "it" color,  
this high-design  
contemporary look is  
all the rage.

*Limited  
Lifetime  
Warranty*

- UV Coated Natural Interior
- 1/2" Plywood Box with Painted Exterior
- Full Overlay Doors and Drawers
- Solid HDF Frame and Wood Veneer Center Panel
- Glue & Staple or Metal Clip Assembly
- Under Mount Full Extension Soft Close Drawer Glides
- Concealed European Style Hinges with Soft Close Feature
- Glass Door Frame Option Available!



## SHAKER DUSK

Light Gray for those that are afraid of the bold modern gray shaker, this color is a beautiful transitional door that will be as timeless as white.

*Limited  
Lifetime  
Warranty*

- UV Coated Natural Interior
- 1/2" Plywood Box with Painted Exterior
- Full Overlay Doors and Drawers
- Solid HDF Frame and Wood Veneer Center Panel
- Glue & Staple or Metal Clip Assembly
- Under Mount Full Extension Soft Close Drawer Glides
- Concealed European Style Hinges with Soft Close Feature
- Glass Door Frame Option Available!



## SHAKER ANTIQUE WHITE

An inviting tone and rich look that will warm any room you place it in.

*Limited  
Lifetime  
Warranty*

- UV Coated Natural Interior
- 1/2" Plywood Box with Painted Exterior
- Full Overlay Doors and Drawers
- Solid HDF Frame and Wood Veneer Center Panel
- Glue & Staple or Metal Clip Assembly
- Under Mount Full Extension Soft Close Drawer Glides
- Concealed European Style Hinges with Soft Close Feature
- Glass Door Frame Option Available!



## SHAKER WHITE

Classic bestseller adds light, character, and sparkle to any kitchen, bath, or laundry.

*Limited  
Lifetime  
Warranty*

- UV Coated Natural Interior
- 1/2" Plywood Box with Painted Exterior
- Full Overlay Doors and Drawers
- Solid HDF Frame and Wood Veneer Center Panel
- Glue & Staple or Metal Clip Assembly
- Under Mount Full Extension Soft Close Drawer Glides
- Concealed European Style Hinges with Soft Close Feature
- Glass Door Frame Option Available!



## SHAKER CHARCOAL GRAY

Timeless popular finish  
that pairs well with  
classic and contemporary  
colors.

*Limited  
Lifetime  
Warranty*

- UV Coated Natural Interior
- 1/2" Plywood Box with Birch Veneer Stained Exterior
- Full Overlay Doors and Drawers
- Solid HDF Frame with HDF Center Panel Glue & Staple or Metal
- Glue & Staple or Metal Clip Assembly
- Under Mount Full Extension Soft Close Drawer Glides
- Concealed European Style Hinges with Soft Close Feature
- Glass Door Frame Option Available!



## PALENA GLOSS WHITE

A glossy white look that will help give your kitchen or bathroom a new fresh look.

*Limited  
Lifetime  
Warranty*

- PET Laminate Door & Drawer with Seamless Edge Technology & Melamine Black
- White with Grey Linen Thermofused Melamine Carcass with Matching Interior
- Pre-Assembled Blum "Legra" Drawer System
- Full Depth Nominal 3/4" Adjustable Shell with Full Edge Banding
- Nominal 3/4" Plywood Box
- Hettich "Sensy" Adjustable 110° Soft-Close Hinge
- Adjustable Black Leg Support Included



## REEF CORAL SHELL

Contemporary styled  
frameless cabinet, with a light  
natural looking toned wood.

*Limited  
Lifetime  
Warranty*

- Engineered Wood Door and Drawer Faces
- White with Grey Linen Thermofused Melamine Carcass with Matching Interior
- Pre-Assembled Blum "Legra" Drawer System
- Full Depth Nominal 3/4" Adjustable Shell with Full Edge Banding
- Nominal 3/4" Plywood Box
- Hettich "Sensy" Adjustable 100° Soft-Close Hinge
- Adjustable Black Leg Support Included





## REEF OCEAN SAND

A modern take  
on a beautiful,  
natural wood.

*Limited  
Lifetime  
Warranty*

- Engineered Wood Door and Drawer Faces
- White with Grey Linen Thermofused Melamine Carcass with Matching Interior
- Pre-Assembled Blum "Legra" Drawer System
- Full Depth Nominal 3/4" Adjustable Shell with Full Edge Banding
- Nominal 3/4" Plywood Box
- Hettich "Sensy" Adjustable 100° Soft-Close Hinge
- Adjustable Black Leg Support Included





## TEMPO WHITE PRAIRIE

Clean lines, destined to  
brighten any room.

*Limited  
Lifetime  
Warranty*

- Engineered Wood Door and Drawer Faces
- White with Grey Linen Thermofused Melamine Carcass with Matching Interior
- Pre-Assembled Blum "Legra" Drawer System
- Full Depth Nominal 3/4" Adjustable Shell with Full Edge Banding
- Nominal 3/4" Plywood Box
- Hettich "Sensy" Adjustable 100° Soft-Close Hinge
- Adjustable Black Leg Support Included



## TEMPO DARK WILDERNESS

Dark contemporary  
wood with different rich  
tones.

*Limited  
Lifetime  
Warranty*

- Engineered Wood Door and Drawer Faces
- White with Grey Linen Thermofused Melamine Carcass with Matching Interior
- Pre-Assembled Blum "Legra" Drawer System
- Full Depth Nominal 3/4" Adjustable Shell with Full Edge Banding
- Nominal 3/4" Plywood Box
- Hettich "Sensy" Adjustable 100° Soft-Close Hinge
- Adjustable Black Leg Support Included



# TEMPO GREY WILDERNESS

Clean grey lines that will add a nice subtle tone to your space.

*Limited Lifetime Warranty*

- Engineered Wood Door and Drawer Faces
- White with Grey Linen Thermofused Melamine Carcass with Matching Interior
- Pre-Assembled Blum "Legra" Drawer System
- Full Depth Nominal 3/4" Adjustable Shell with Full Edge Banding
- Nominal 3/4" Plywood Box
- Hettich "Sensy" Adjustable 100° Soft-Close Hinge
- Adjustable Black Leg Support Included





**CABINETCORP™**  
C L O S E T   S P A C E S



### 2014 National Roper Research Study


- Closets are the 2nd most desired feature in a dream home ... 2nd only to a premier kitchen ...
- "Walk-in closets rank #2 on list of buyer amenities." – *Zillow*
- "Big closets and storage rank #2 for ideal apartment." – *Multifamily Executive Survey*
- "U.S. demand for home/closet organization products predicted \$9.4 billion by 2017." – *Home Organization Product Study*



We transform reach-in closets as easily as walk-ins with customizable double-hang cabinets, soft-close drawers and cabinet doors, and tilting shoe shelves.



Add luxurious warmth and style with our best-selling closet style.



# ESPRESSO



Classic styling adds sophistication to any closet space.

# SALT OAK



A very popular color, Salt Oak offers "a little bit country" with its more neutral, rustic approach.

WHITE



Clean, bright and polished, our white closet and storage solutions work beautifully everywhere in the home.



Whatever your selection, CabinetCorp closets are simple to configure & simple to install, with bonus features built in everywhere.

855.216.7970 | [www.cabinetcorp.com](http://www.cabinetcorp.com)

*Transforming Homes to Dream Homes*

Notes

Notes





CABINETCORP™

855.216.7970 | [www.cabinetcorp.com](http://www.cabinetcorp.com)