

## How to use the “My Quotes” feature on CabinetCorp.com

The “My Quotes” feature on CabinetCorp.com will allow you to put together your orders for different customers or projects that you may be working on, and easily be able to add the items to the cart to checkout when you are ready. You can save multiple quotes in the system, all with different products! This tutorial will show you the benefits of the “My Quotes” feature with a walkthrough of how easy it is to use.

1. To find your quotes section in your account, you can always click the My Quotes button in the header that will enable you to create new Quotes, manage Quotes that were created previously, and review everything in one common area.



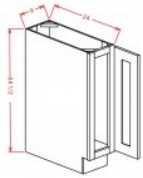
2. Once in the Quotes area, if you do not have any previous Quotes created, you can click “Create a New List”.



You have not created any lists yet. Go shopping to create one..

An alternative to this would be adding an item of your choice to a quote from the Grid Page or the product's individual item page, and the Quote will automatically be created for you.

### Tray Bases



Model	Measurements	Price	Options
CW-BT9	9 x 34.5 in x 24	\$79.49	Assembled Choose ▾

### Single Door Single Drawer



Model	Measurements	Price	Options
CW-B12	12 x 34.5 in x 24	\$110.72	Assembled Yes ▾ Hinge Left ▾ 1 Add to Quote Add to Cart
CW-B15	15 x 34.5 in x 24	\$122.38	Assembled Choose ▾
CW-B18	18 x 34.5 in x 24	\$133.57	Assembled Choose ▾
CW-B21	21 x 34.5 in x 24	\$144.52	Assembled Choose ▾

B18 Base Cabinet 18 inch  
Charleston Antique White

Price: \$148.57  
Assembled

Yes ▾  
Hinge  
Left ▾

1

**ADD TO CART**

**ADD TO QUOTE**

SKU: CW-B18  
Categories: [Base Cabinets](#), [Charleston Antique White](#)

Home / Charleston Cherry / Base Cabinets / Base Cabinets / B12 Base Cabinet 12 inch Charleston Cherry

- ✓ This list has been automatically created for you.
- ✓ Product successfully added to Quote. [Manage Quote →](#)



B12 Base Cabinet 12 inch  
Charleston Cherry

Price: \$66.00

3. You will be able to name your quote per project, and write a short description about the project quote such as the types of cabinets for that project or the measurements. If you need to update this at a later time, you can always find this information in the Settings tab.

QUOTE

Delete list

List Items Settings

**Name your list \***

Quote

**Describe your list**

**Privacy Settings \***

**Public** - Anyone can search for and see this list. You can also share using a link.

**Shared** - Only people with the link can see this list. It will not appear in public search results.

**Private** - Only you can see this list.

Enter a name you would like associated with this list. If your list is public, users can find it by searching for this name.

**First Name**

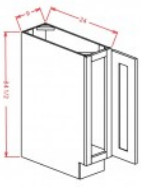
**Last Name**

**Email Associated with the List**

**Save Changes**

4. Once you have a new quote created, it is easy to add items. Simply navigate to the style of cabinets you are looking for, the type of cabinets needed (base, wall, accessories), and once you find the item you would like to add, simply click "add to quote." The list of quotes that you have created will show, and you can click on the one you would like to add that product to.

## Tray Bases



Model	Measurements	Price	Options
CW-BT9	9 x 34.5 in x 24	\$79.49	Assembled Choose ▾

## Single Door Single Drawer



Model	Measurements	Price	Options
CW-B12	12 x 34.5 in x 24	\$110.72	Assembled Yes ▾ Hinge Left ▾ <input type="text" value="1"/>
CW-B15	15 x 34.5 in x 24	\$122.38	Assembled Choose ▾
CW-B18	18 x 34.5 in x 24	\$133.57	Assembled Choose ▾
CW-B21	21 x 34.5 in x 24	\$144.52	Assembled Choose ▾

**Your Public Lists**

Quote

[Create a new list](#)

## B30 Base Cabinet 30 inch Charleston Cherry

---

Price: \$190.91-\$205.91

Assembled

Yes ▾

\$205.91

[ADD TO CART](#)

**Your Private Lists**

New Quote

[Create a new list](#)

Category: [Charleston Cherry](#)

---

5. You can always create a new Quote by clicking "Create New List", or you can manage your current Quotes by clicking "Manage this List". When you click Manage this List and are in the quote after all items have been added, you can do a few updates to your items.

Search for products

**CABINETCORP**

SHOP CABINETS ▾ PHOTO GALLERY ORDER SAMPLES ABOUT US BECOME A DEALER BLOG CONTACT

**CART: 1 | MY QUOTES**




### QUOTES

List Name	Date Added	Privacy Settings
New Quote	June 6, 2014	Private ▾
<input type="button" value="Manage this list"/> <input type="button" value="Delete"/>		
<input type="button" value="Save Changes"/>		

If you need to update the quantity of your item(s), use the drop down menu to select "Update Quantity". You can then use the plus and minus buttons to change the quantity to the right of the item, then click the checkbox next to that item and hit Apply Action. You can change the quantity of multiple items using this action.

List Items Settings




Update Quanti ▾

<input type="checkbox"/>	Product	Price	Qty	<input type="button" value="Add to Cart"/>
<input checked="" type="checkbox"/>	 B12 Base Cabinet 12 inch Charleston Cherry Assembled: Yes Hinge: Left	\$119.66	2	<input type="button" value="Add to Cart"/>
<input type="checkbox"/>	 B30 Base Cabinet 30 inch Charleston Cherry Assembled: Yes	\$205.91	1	<input type="button" value="Add to Cart"/>
<input type="checkbox"/>	 B36 Base Cabinet 36 inch Charleston Cherry Assembled: Yes	\$231.32	1	<input type="button" value="Add to Cart"/>

Update Quanti ▾

To remove items from the list, select "Remove From List" and click the checkbox of the items you would like to remove. Hit Apply Action to save the changes.

Remove from | ▾    Apply Action




<input type="checkbox"/>		Product	Price	Qty	
<input checked="" type="checkbox"/>	×	 B12 Base Cabinet 12 inch Charleston Cherry Assembled: Yes Hinge: Left	\$119.66	2	<input type="button" value="Add to Cart"/>
<input type="checkbox"/>	×	 B30 Base Cabinet 30 inch Charleston Cherry Assembled: Yes	\$205.91	1	<input type="button" value="Add to Cart"/>
<input type="checkbox"/>	×	 B36 Base Cabinet 36 inch Charleston Cherry Assembled: Yes	\$231.32	1	<input type="button" value="Add to Cart"/>

Remove from | ▾    Apply Action

To add the items to the cart to checkout, select "Add to Cart" from the dropdown menu. You can then select individual items or click the top checkbox to select all items in the list. Hitting Apply Action will add all of the checked items to the cart for checkout.

List Items    Settings

Add to Cart ▾    Apply Action




<input checked="" type="checkbox"/>		Product	Price	Qty	
<input checked="" type="checkbox"/>	×	 B12 Base Cabinet 12 inch Charleston Cherry Assembled: Yes Hinge: Left	\$119.66	2	<input type="button" value="Add to Cart"/>
<input checked="" type="checkbox"/>	×	 B30 Base Cabinet 30 inch Charleston Cherry Assembled: Yes	\$205.91	1	<input type="button" value="Add to Cart"/>
<input checked="" type="checkbox"/>	×	 B36 Base Cabinet 36 inch Charleston Cherry Assembled: Yes	\$231.32	1	<input type="button" value="Add to Cart"/>

Add to Cart ▾    Apply Action

6. Once in the cart, you will see all of the items you selected, as well as their quantities that you set in the quote. Hit Proceed to Checkout at the bottom of the page, and you are ready to complete your quote order!

## SHOPPINGCART

STEP 1 LOGIN/CREATE ACCOUNT
STEP 2 SELECT CABINET STYLE
STEP 3 SELECT PRODUCTS TO ORDER
STEP 4 CHECKOUT

	Product	Price	Quantity	Total
	B12 Base Cabinet 12 inch Charleston Cherry <b>Assembled:</b> Yes <b>Hinge:</b> Left From Quote: New Quote	\$119.66	2	\$239.32
	B30 Base Cabinet 30 inch Charleston Cherry <b>Assembled:</b> Yes From Quote: New Quote	\$205.91	1	\$205.91
	B36 Base Cabinet 36 inch Charleston Cherry <b>Assembled:</b> Yes From Quote: New Quote	\$231.32	1	\$231.32

[Update Cart](#)



### CART TOTALS

Cart   
 Subtotal   
 Shipping and Handling R+L Carriers Standard Delivery Service:   
 Order   
 Total

[← CONTINUE SHOPPING](#)

[PROCEED TO CHECKOUT](#)

[Edit](#)