



CABINETCORP™

Sophisticated closets and cabinetry

DESIGNER QUALITY CABINETS & CLOSET SOLUTIONS WITHOUT THE DESIGNER PRICE TAG

With more than 30 years of experience, CabinetCorp is the proven industry leader in the manufacture of premium closet systems and kitchen and bathroom cabinets at below-market pricing.



We transform homes to dream homes.



CABINETS




OUR BEST-SELLING STYLES




Cambridge Antique White



Cambridge Sable



Yorkshire Antique White




Tacoma Dusk



Tacoma White



Shaker Gray



Shaker Dusk




Shaker Antique White




Shaker White



Shaker Charcoal Gray



Palena Gloss White




Reef Coral Shell




Reef Ocean Sand



Tempo White Prairie



Tempo Dark Wilderness



Temp Grey Wilderness

CAMBRIDGE ANTIQUE WHITE

A perfect neutral that works well in a variety of kitchen or bath sizes and spaces.

*Limited
Lifetime
Warranty*

- UV Coated Natural Interior
- 1/2" Plywood Box with Painted Exterior
- Full Overlay Doors and Drawers
- Solid Birch Frame with Wood Veneer Center Panel
- Glue & Staple or Metal Clip Assembly
- Under Mount Full Extension Soft Close Drawer Glides
- Concealed European Style Hinges with Soft Close Feature
- Glass Door Frame Option Available!





CAMBRIDGE SABLE

Traditional medium brown tones offer timeless sensibility.

*Limited
Lifetime
Warranty*

- UV Coated Natural Interior
- 1/2" Plywood Box with Stained Exterior
- Full Overlay Doors and Drawers
- Solid Birch Frame with Solid Birch Center Panel
- Glue & Staple or Metal Clip Assembly
- Under Mount Full Extension Soft Close Drawer Glides
- Concealed European Style Hinges with Soft Close Feature
- Glass Door Frame Option Available!



YORKSHIRE ANTIQUE WHITE

Yorkshire feel with a little extra, subtle glaze adds to the character of this neutral transitional door.

*Limited
Lifetime
Warranty*

- UV Coated Natural Interior
- 1/2" Plywood Box with Painted Exterior
- Full Overlay Doors and Drawers
- Solid Birch Frame with Wood Veneer Center Panel
- Glue & Staple or Metal Clip Assembly
- Under Mount Full Extension Soft Close Drawer Glides
- Concealed European Style Hinges with Soft Close Feature
- Glass Door Frame Option Available!



A modern kitchen featuring off-white traditional cabinets with sharp clean lines. The kitchen includes a central island with a marble countertop, a farmhouse sink, a subway tile backsplash, and a hanging pot rack. The floor is made of dark wood-look planks.

TACOMA DUSK

An off-white traditional door with sharp clean lines that will add warmth to any room.

*Limited
Lifetime
Warranty*

- UV Coated Natural Interior
- 1/2" Plywood Box with Painted Exterior
- Full Overlay Doors and Drawers
- Solid HDF Frame & Center Panel
- Glue & Staple or Metal Clip Assembly
- Under Mount Full Extension Soft Close Drawer Glides
- Concealed European Style Hinges with Soft Close Feature
- Glass Door Frame Option Available!



TACOMA WHITE

A white traditional door
with sharp clean lines
that will define any room.

*Limited
Lifetime
Warranty*

- UV Coated Natural Interior
- 1/2" Plywood Box with Painted Exterior
- Full Overlay Doors and Drawers
- Solid HDF Frame and Wood Veneer Center Panel
- Glue & Staple or Metal Clip Assembly
- Under Mount Full Extension Soft Close Drawer Glides
- Concealed European Style Hinges with Soft Close Feature
- Glass Door Frame Option Available!





SHAKER GRAY

The new "it" color,
this high-design
contemporary look is
all the rage.

*Limited
Lifetime
Warranty*

- UV Coated Natural Interior
- 1/2" Plywood Box with Painted Exterior
- Full Overlay Doors and Drawers
- Solid HDF Frame and Wood Veneer Center Panel
- Glue & Staple or Metal Clip Assembly
- Under Mount Full Extension Soft Close Drawer Glides
- Concealed European Style Hinges with Soft Close Feature
- Glass Door Frame Option Available!





SHAKER DUSK

Light Gray for those that are afraid of the bold modern gray shaker, this color is a beautiful transitional door that will be as timeless as white.

*Limited
Lifetime
Warranty*

- UV Coated Natural Interior
- 1/2" Plywood Box with Painted Exterior
- Full Overlay Doors and Drawers
- Solid HDF Frame and Wood Veneer Center Panel
- Glue & Staple or Metal Clip Assembly
- Under Mount Full Extension Soft Close Drawer Glides
- Concealed European Style Hinges with Soft Close Feature
- Glass Door Frame Option Available!





SHAKER ANTIQUE WHITE

An inviting tone and
rich look that will
warm any room you
place it in.

*Limited
Lifetime
Warranty*

- UV Coated Natural Interior
- 1/2" Plywood Box with Painted Exterior
- Full Overlay Doors and Drawers
- Solid HDF Frame and Wood Veneer Center Panel
- Glue & Staple or Metal Clip Assembly
- Under Mount Full Extension Soft Close Drawer Glides
- Concealed European Style Hinges with Soft Close Feature
- Glass Door Frame Option Available!





SHAKER WHITE

Classic bestseller adds light, character, and sparkle to any kitchen, bath, or laundry.

*Limited
Lifetime
Warranty*

- UV Coated Natural Interior
- 1/2" Plywood Box with Painted Exterior
- Full Overlay Doors and Drawers
- Solid HDF Frame and Wood Veneer Center Panel
- Glue & Staple or Metal Clip Assembly
- Under Mount Full Extension Soft Close Drawer Glides
- Concealed European Style Hinges with Soft Close Feature
- Glass Door Frame Option Available!



SHAKER CHARCOAL GRAY

Timeless popular finish
that pairs well with
classic and contemporary
colors.

*Limited
Lifetime
Warranty*

- UV Coated Natural Interior
- 1/2" Plywood Box with Birch Veneer Stained Exterior
- Full Overlay Doors and Drawers
- Solid HDF Frame with HDF Center Panel Glue & Staple or Metal
- Glue & Staple or Metal Clip Assembly
- Under Mount Full Extension Soft Close Drawer Glides
- Concealed European Style Hinges with Soft Close Feature
- Glass Door Frame Option Available!



PALENA GLOSS WHITE

A glossy white look that will help give your kitchen or bathroom a new fresh look.

*Limited
Lifetime
Warranty*

- PET Laminate Door & Drawer with Seamless Edge Technology & Melamine Black
- White with Grey Linen Thermofused Melamine Carcass with Matching Interior
- Pre-Assembled Blum "Legra" Drawer System
- Full Depth Nominal 3/4" Adjustable Shell with Full Edge Banding
- Nominal 3/4" Plywood Box
- Hettich "Sensy" Adjustable 110° Soft-Close Hinge
- Adjustable Black Leg Support Included



REEF CORAL SHELL

Contemporary styled
frameless cabinet, with a light
natural looking toned wood.

*Limited
Lifetime
Warranty*

- Engineered Wood Door and Drawer Faces
- White with Grey Linen Thermofused Melamine Carcass with Matching Interior
- Pre-Assembled Blum "Legra" Drawer System
- Full Depth Nominal 3/4" Adjustable Shell with Full Edge Banding
- Nominal 3/4" Plywood Box
- Hettich "Sensy" Adjustable 100° Soft-Close Hinge
- Adjustable Black Leg Support Included





REEF OCEAN SAND

A modern take
on a beautiful,
natural wood.

*Limited
Lifetime
Warranty*

- Engineered Wood Door and Drawer Faces
- White with Grey Linen Thermofused Melamine Carcass with Matching Interior
- Pre-Assembled Blum "Legra" Drawer System
- Full Depth Nominal 3/4" Adjustable Shell with Full Edge Banding
- Nominal 3/4" Plywood Box
- Hettich "Sensy" Adjustable 100° Soft-Close Hinge
- Adjustable Black Leg Support Included



TEMPO WHITE PRAIRIE

Clean lines, destined to
brighten any room.

*Limited
Lifetime
Warranty*

- Engineered Wood Door and Drawer Faces
- White with Grey Linen Thermofused Melamine Carcass with Matching Interior
- Pre-Assembled Blum "Legra" Drawer System
- Full Depth Nominal 3/4" Adjustable Shell with Full Edge Banding
- Nominal 3/4" Plywood Box
- Hettich "Sensy" Adjustable 100° Soft-Close Hinge
- Adjustable Black Leg Support Included



TEMPO DARK WILDERNESS

Dark contemporary
wood with different rich
tones.

*Limited
Lifetime
Warranty*

- Engineered Wood Door and Drawer Faces
- White with Grey Linen Thermofused Melamine Carcass with Matching Interior
- Pre-Assembled Blum "Legra" Drawer System
- Full Depth Nominal 3/4" Adjustable Shell with Full Edge Banding
- Nominal 3/4" Plywood Box
- Hettich "Sensy" Adjustable 100° Soft-Close Hinge
- Adjustable Black Leg Support Included



TEMPO GREY WILDERNESS

Clean grey lines that will
add a nice subtle tone
to your space.

*Limited
Lifetime
Warranty*

- Engineered Wood Door and Drawer Faces
- White with Grey Linen Thermofused Melamine Carcass with Matching Interior
- Pre-Assembled Blum "Legra" Drawer System
- Full Depth Nominal 3/4" Adjustable Shell with Full Edge Banding
- Nominal 3/4" Plywood Box
- Hettich "Sensy" Adjustable 100° Soft-Close Hinge
- Adjustable Black Leg Support Included





CABINETCORP™
C L O S E T S P A C E S



2014 National Roper Research Study

- Closets are the 2nd most desired feature in a dream home ...
2nd only to a premier kitchen ...
- "Walk-in closets rank #2 on list of buyer amenities." – Zillow
- "Big closets and storage rank #2 for ideal apartment."
– Multifamily Executive Survey
- "U.S, demand for home/closet organization products predicted
\$9.4 billion by 2017." – Home Organization Product Study

We transform reach-in closets as easily as walk-ins with customizable double-hang cabinets, soft-close drawers and cabinet doors, and tilting shoe shelves.



Add luxurious warmth and style with our best-selling closet style.



ESPRESSO



Classic styling adds sophistication to any closet space.

SALT OAK



A very popular color, Salt Oak offers "a little bit country" with its more neutral, rustic approach.



WHITE



Clean, bright and polished, our white closet and storage solutions work beautifully everywhere in the home.



Whatever your selection, CabinetCorp closets are simple to configure & simple to install, with bonus features built in everywhere.

855.216.7970 | www.cabinetcorp.com

Transforming Homes to Dream Homes

Notes

Notes





CABINETCORP™

855.216.7970 | www.cabinetcorp.com